

Technical sheet :

MAN'GO 12






 **MANITOU**
HANDLING YOUR WORLD



HONEST, RELIABLE & REACTIVE
SOLUTIONS FOR WORKING AT HEIGHT



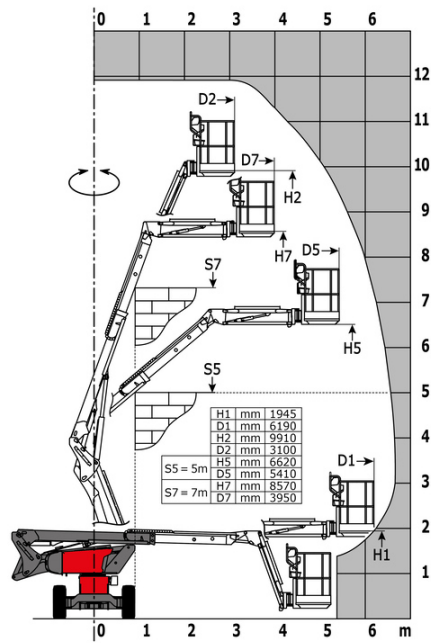
CONTACT US

 0800 865 4455
 info@hiresafesolutions.com
 www.hiresafesolutions.com



MAN'GO 12 - Load chart

Load Chart for MEWP Metric



HONEST, RELIABLE & REACTIVE
SOLUTIONS FOR WORKING AT HEIGHT



CONTACT US

- 📞 0800 865 4455
- ✉ info@hiresafesolutions.com
- 🌐 www.hiresafesolutions.com



Capacities		Metric
Working height	h21	11.91 m
Floor height (access)	h20	0.39 m
Platform height	h7	9.90 m
Max. outreach		6.19 m
Overhang		4.80 m
Pendular arm rotation (top / bottom)		+64 ° / -70 °
Platform capacity	Q	230 kg
Turret rotation		350 °
Platform rotation (right / left)		70 ° / 66 °
Number of people (indoor / outdoor)		2 / 2
Weight and dimensions		
Platform weight*		4150 kg
Platform dimensions (length x width)	lp / ep	1.50 m x 0.98 m
Overall length	l1	5.50 m
Overall width	b1	1.80 m
Overall height	h17	2.02 m
Overall length (stowed)	l9	4.50 m
Overall height (stowed)	h18	2.49 m
Jib length	l13	1.46 m
Counterweight offset (turret at 90°)	a7	0.19 m
Internal turning radius / External turning radius	Wa3	1.71 m/4.11 m
Ground clearance at centre of wheelbase	m2	0.32 m
Wheelbase	y	2 m
Performances		
Drive speed - stowed		5.20 km/h
Drive speed - raised		1 km/h
Gradeability		45 %
Permissible leveling		4 °
Wheels		
Tires type		Solid Tires Cured-On
Standard tires		720 x 240 mm
Drive wheels (front / rear)		2 / 2
Steering wheels (front / rear)		2 / 0
Braking wheels (front / rear)		2 / 2
Engine/Battery		
Engine brand / model		Kubota - D1105-E4B
Engine norm		Stage V
I.C. Engine power rating / Power		24.80 Hp / 18.50 kW
Miscellaneous		
Ground Pressure		15 dan/cm2
Hydraulic Pressure		400 bar
Hydraulic tank capacity		60 l
Fuel tank		53 l
Noise to environment (LwA)		< 100 dB
Vibration on hands/arms		< 0.76 m/s ²
Daily consumption **		4.41 l

*Varies according to options and standards of the country to which the machine is delivered

** According to "REDUCE cycle"



Equipment

Standard

3 Simultaneous movements
Audible alarm and illuminated indicator lamp (leveling, overload, lowering)
Basket 1,500 mm
CAN bus technology
Dead man pedal
Differential locking
Easy Manager
Emergency stop button in platform and on frame
Fuel gauge with low level indicator
Hom in the platform
Hour meter
Leveling unlocking
Management via engine speed bearing
Manual emergency lowering
Pendular arm
Proportional controls
Protective cover for control panel
Quick access to components
Simplified lift control system
Stop & Go system

Optional

110 or 230V plug with differential circuit breaker
Audio warning on all motion
Battery cut-off
Biodegradable oil
Catalytic cleaner
Coded anti-start
Cold weather protection oil
Highly capacity battery
Initial verification report before putting into service
Key lock on turret cover
Lockable fuel cap
Non-marking tyres
On-board generator (3,5 or 5 kW)
SMS : Safe Man System
Safety harness
Screen protection on the lower box control
Spark arrester
Water heater
Water predisposition
Working light

